


Mono PERC 158mm 120 Cells

MS(325-345)MB-60H Silver Frame

325/330/335/340/345 WP



High customer value

- Lower LCOE (Levelized Cost Of Energy), reduced BOS (Balance Of System) cost, shorter payback time
- Lower guaranteed first year and annual degradation
- Designed for compatibility with existing mainstream system components
- Higher return on Investment



High energy yield

- Excellent IAM (Incident Angle Modifier) and low irradiation performance, validated by 3rd party certifications
- The unique design provides optimized energy production under inter-row shading conditions



High reliability

- Minimized micro-cracks with innovative non-destructive cutting technology
- Ensured PID resistance through cell process and module material control
- Resistant to harsh environments such as salt, ammonia, sand, high temperature and high humidity areas
- Mechanical performance up to 5400 Pa positive load and 2400 Pa negative load
- Class-C fire safety test passed



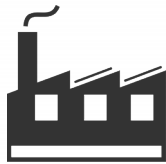
High power up to **345W**

- Large area cells based on 158mm silicon wafers and 1/2-cut cell technology
- Up to 20.45% module efficiency with high density interconnect technology
- Multi-busbar technology for better light trapping effect lower series resistance and improved current collection

APPLICATIONS >>



On-grid residential roof-tops



On-grid commercial/ industrial roof-tops

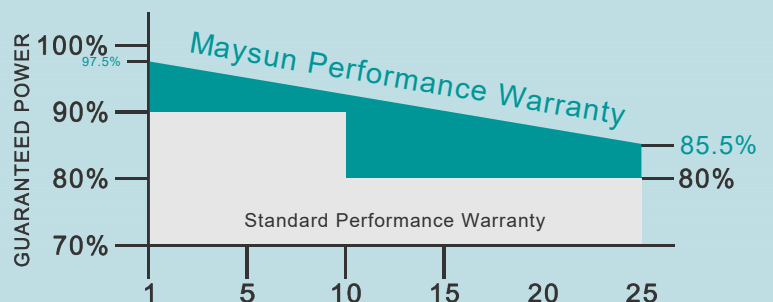


MAXIMUM EFFICIENCY

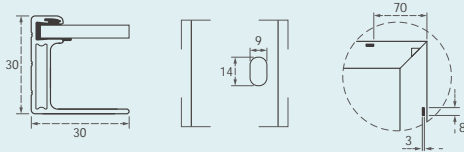
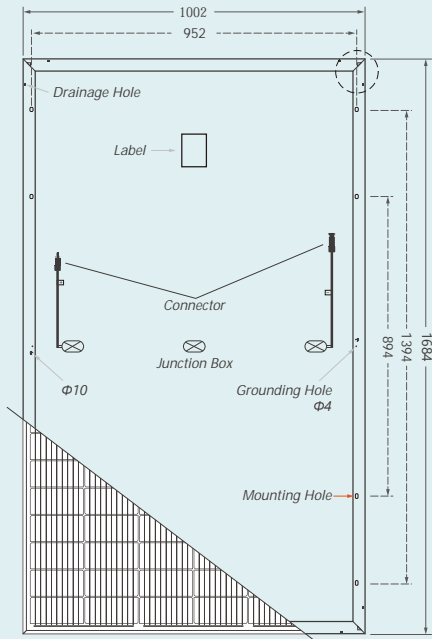
20.45%

POSITIVE POWER TOLERANCE

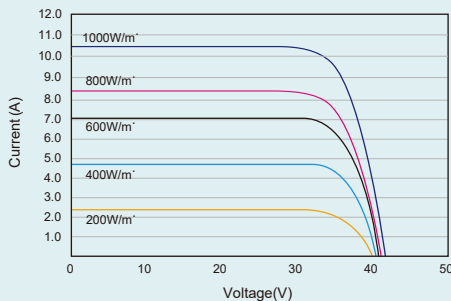
0 ~ +5W



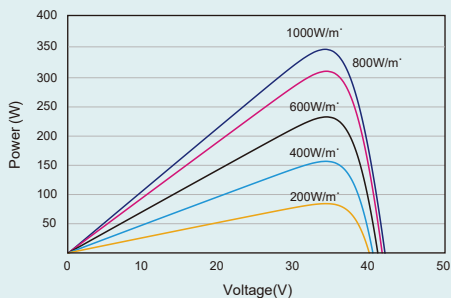
DIMENSIONS OF PV MODULE(mm)



I-V CURVES OF PV MODULE(350W)



P-V CURVES OF PV MODULE(350W)



ELECTRICAL DATA (STC)

Parameter	325	330	335	340	345
Peak Power Watts- P_{MAX} (Wp)*	325	330	335	340	345
Power Tolerance- P_{MAX} (W)			0 ~ +5		
Maximum Power Voltage- V_{MPP} (V)	33.5	33.7	33.9	34.1	34.3
Maximum Power Current- I_{MPP} (A)	9.71	9.80	9.89	9.98	10.06
Open Circuit Voltage- V_{OC} (V)	40.4	40.6	40.8	41.0	41.2
Short Circuit Current- I_{SC} (A)	10.27	10.33	10.39	10.46	10.53
Module Efficiency η_m (%)	19.26	19.56	19.85	20.15	20.45

STC: Irradiance 1000W/m², Cell Temperature 25°C, Air Mass AM1.5. *Measuring tolerance: ±3%.

ELECTRICAL DATA (NOCT)

Parameter	245	249	253	257	261
Maximum Power- P_{MAX} (Wp)	245	249	253	257	261
Maximum Power Voltage- V_{MPP} (V)	32.1	32.4	32.7	33.0	33.3
Maximum Power Current- I_{MPP} (A)	7.63	7.69	7.74	7.79	7.84
Open Circuit Voltage- V_{OC} (V)	39.4	39.7	40.1	40.4	40.7
Short Circuit Current- I_{SC} (A)	8.11	8.18	8.22	8.28	8.32

NOCT: Irradiance at 800W/m², Ambient Temperature 20°C, Wind Speed 1m/s.

MECHANICAL DATA

Solar Cells	Mono 158.75×79.375mm
Cell Orientation	120 cells (6× 20)
Module Dimensions	1684× 1002 × 30 mm (66.29× 39.44 × 1.18 inches)
Weight	19.0 kg
Glass	3.2 mm High Transmission, Antireflection Coating
Encapsulant Material	EVA/POE
Backsheet	White
Frame	30 mm (1.18 inches) Black Anodized Aluminium Alloy
J-Box	IP68, 3 Bypass Diodes
Cables	Photovoltaic Technology Cable 4.0mm ² (0.006 inches ²), Portrait: N 300mm/P 300mm(11.02/11.02inches)
Connector	MC4

*Please refer to regional datasheet for specified connector.

TEMPERATURE RATINGS

NOCT(Nominal Operating Cell Temperature)	45°C (±2°C)
Temperature Coe ^o cient of P_{MAX}	- 0.37%/°C
Temperature Coe ^o cient of V_{OC}	- 0.29%/°C
Temperature Coe ^o cient of I_{SC}	0.05%/°C

MAXIMUM RATINGS

Operational Temperature	- 40 ~ +85°C
Maximum System Voltage	1500V DC (IEC)
	1000V DC (IEC)
Max Series Fuse Rating	20A

WARRANTY

12 year Product Workmanship Warranty
25 year Power Warranty
2% first year degradation
0.55% Annual Power Attenuation

*Please refer to product warranty for details.

PACKAGING CONFIGUREATION

Modules per pallet: 37 pieces
Modules per 40' container: 1148 pieces



CAUTION: READ SAFETY AND INSTALLATION INSTRUCTIONS BEFORE USING THE PRODUCT.

© 2021 Maysun Solar Co.,Ltd. All rights reserved. Specifications included in this datasheet are subject to change without notice.

Website: www.maysunsolar.com